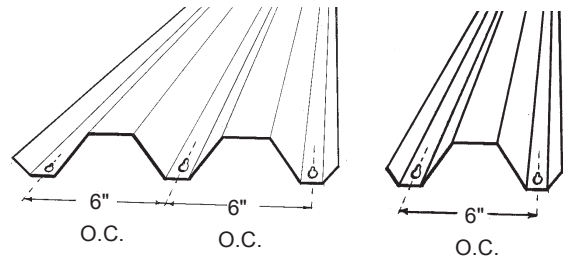


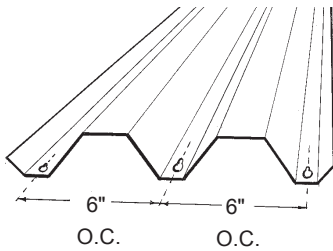
**.040 ALUMINUM**

Code: 3000000 Mill Full Panel



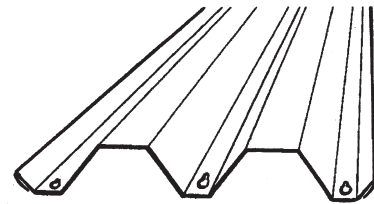
**.050 ALUMINUM**

Code: 3002000 Mill Full Panel  
 3003000 Mill Half Panel  
 3002300 White Full Panel  
 3003300 White Half Panel



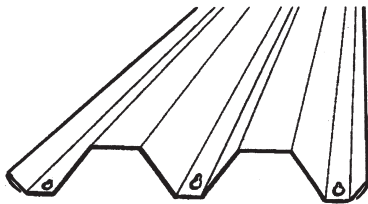
**.0615 ALUMINUM**

Code: 3004000 Mill Full Panel



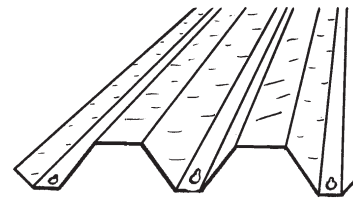
**.0239 GALVANIZED STEEL  
"HEMMED"**

Code: 3010000 Galv Full Panel



**28 GAUGE GALVANIZED STEEL  
"HEMMED"**

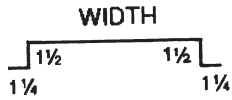
Code: 3005000 Galv Full Panel



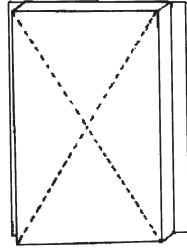
**CLEAR POLYCARBONATE  
20' LENGTHS**

Code: 2903240 Super Clear Full Panel  
 2902020 Clearguard Full Panel

# STORM PANELS & ACCESSORIES NON-CODE

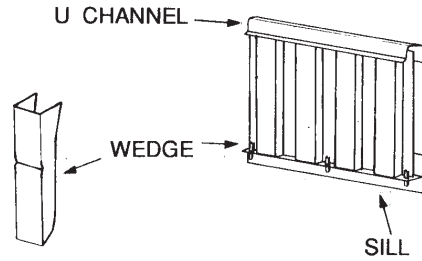


STANDARD



## BOX DOOR PANELS

Code: 4124\_ \_ \_ <48"  
 4126\_ \_ \_ 48" - 65"  
 4128\_ \_ \_ 66" - 80"  
 Does not meet code



## ALUMINUM WEDGES

Code: 2590000 (Used with Storm Panel Sill)  
 Does not meet code